



CONTENTS

Corporate Information	2-3
Directors' Review	4-5
Condensed Interim Balance Sheet	6-7
Condensed Interim Profit and Loss Account	8
Condensed Interim Cash Flow Statement	9
Condensed Interim Statement of Changes in Equity	10
Notes to the Condensed Interim Financial Information	11-16

CORPORATE INFORMATION

BOARD OF DIRECTORS	Mr. K. Iqbal Talib Malik Adnan Hayat Noon Mr. Salman Hayat Noon Mr. Zaheer Ahmad Khan Lt Col Abdul Khaliq Khan (Retd) Mr. Muhammad Sohail Khokhar Mr. Muhammad Iqbal	Chairman Chief Executive (Non - Executive Director) (Non - Executive Director) (Non - Executive Director) (Executive Director) (Non - Executive / Independent Director)
AUDIT COMMITTEE	Mr. Muhammad Iqbal Mr. Salman Hayat Noon Mr. Zaheer Ahmad Khan Lt Col Abdul Khaliq Khan (Retd)	Chairman Member Member Member
HRR COMMITTEE	Mr. Zaheer Ahmad Khan Lt Col Abdul Khaliq Khan (Retd) Mr. Muhammad Sohail Khokhar	Chairman Member Member
TECHNICAL COMMITTEE	Lt Col Abdul Khaliq Khan (Retd) Mr. Salman Hayat Noon Mr. Zaheer Ahmad Khan Mr. Muhammad Sohail Khokhar	Chairman Member Member Member
MANAGEMENT	Mr. Muhammad Sohail Khokhar Mr. Kamran Zahoor	(Executive Director) Chief Financial Officer
COMPANY SECRETARY	Syed Anwar Ali	
AUDITORS	Shinewing Hameed Chaudhri & Co., (formerly: Hameed Chaudhri & Co.) Chartered Accountants	
HEAD INTERNAL AUDIT	Mr. Muhammad Shafiq	
LEGAL ADVISERS	Hassan & Hassan (Advocates)	
BANKERS	Askari Bank Limited Bank Alfalah Limited – Islamic Banking Dubai Islamic Bank Pakistan Limited JS Bank Limited MCB Bank Limited NIB Bank Limited Standard Chartered Bank (Pakistan) Limited United Bank Limited	

HEAD OFFICE

4- Sarwar Road,
Lahore Cantt.
Tel. # (042) 36655777
Fax # (042) 36662244

REGISTERED OFFICE

66-Garden Block,
New Garden Town,
Lahore.
Tel. (042) 35831462 -3, E-mail: noonshr@brain.net.pk

SHARES REGISTRAR

Corplink (Pvt.) Limited
Wings Arcade, 1-K Commercial,
Model Town, Lahore.
Tel. # (042) 35839182, 35916714, 35916719
Fax # (042) 35869037, E - mail: shares@corplink.com.pk
Website: www.corplink.com.pk

MILLS

Bhalwal, District Sargodha.

WEBSITE

www.noonsugar.com

DIRECTORS' REVIEW

DEAR MEMBERS

Your directors are pleased to present the condensed un-audited interim financial information of the company for the first quarter ended on 31 December 2016.

FINANCIAL RESULTS

The sales revenue of the Company, during the period under review, increased by 163.52% and reached to Rupees 1,246 million as compared to Rupees 473 million, for the same period of last year. Gross profit is Rupees 148 million as compared to Rupees 6 million of last year. Profit after taxation, for the period, is Rupees 78 million (December 2015: After tax loss Rupees 39 million), resulting in earning of Rupees 4.76 per share, as compared with per share loss of Rupees 2.39 in the corresponding period of last year.

OPERATIONAL RESULTS

Sugar Division

The current crushing season commenced on 15 November 2016. Your mills crushed 401,540 m. tons of sugarcane and produced 37,625 m. tons sugar, with an average sucrose recovery of 9.57% in 47 days operation as compared to 215,865 m. tons of sugarcane crushing and 19,420 m. tons of sugar production with 9.28% recovery in 32 days' operation in the corresponding period of last year.

Distillery Division

Distillery plants processed 9,262 MT of molasses and produced 2,269,744 liters of ethanol with an average yield of 245 liters of ethanol per MT of molasses in 31 days operation, as compared with 6,694 MT of molasses and 1,587,161 liters production of ethanol at an average yield of 237 liters of ethanol per ton of molasses, in 22 days operation during the corresponding period of last year.

FUTURE OUTLOOK

Sugar Division

Successful sugarcane procurement strategy and a good crop this year, together with the decisions of the management to start the crushing season early in order to maximize capacity utilization have yielded positive results. Your mills operated at 95% capacity, crushed 86% higher sugarcane with better sucrose recovery as compared to last year. Moreover, insignificant carryover of national sugar stocks from previous season, elimination of disparity in cane procurement prices between Punjab and Sind and permission by Federal Government to export 225,000 m. tons sugar, has helped in stabilizing the price of sugar. Therefore, if the same trend continues, your company will, InshaAllah, achieve good operational and financial results at the year end.

As reported in the preceding annual published financial statements of the Company for the year ended September 30, 2016., The export of surplus power is continuing successfully, of which the recovery from monthly bills to FESCO will be reflected in the subsequent quarterly financial statements.


Distillery Division

The strategy for purchasing molasses, in order to supplement our own molasses production, is being carefully executed so that we keep the procurement cost low and succeed in utilizing maximum capacity. However, the molasses prices have registered substantial increase during the period under review, which will result in increase in cost of production of ethanol. The ethanol prices in international market recently have shown an increase as compared to previous financial year, which may help to maintain the segment profitability.

Acknowledgement

The Board is thankful to the valuable members and Bankers for their trust and continued support to the Company. The Board would also like to place on record its appreciation to all the employees of the Company for their dedication, diligence and hard work.

For and on behalf of the Board




Malik Adnan Hayat Noon
Chief Executive

Lahore: 30 January 2017

CONDENSED INTERIM BALANCE SHEET

EQUITY AND LIABILITIES		Un-Audited 31 Dec., 2016	Audited 30 Sep., 2016
SHARE CAPITAL AND RESERVES	Note	- - Rupees in 000 - -	
Authorised capital		200,000	200,000
Issued, subscribed and paid-up capital		165,175	165,175
Reserves		249,217	249,217
Accumulated profit		130,021	51,432
		544,413	465,824
NON-CURRENT LIABILITIES			
Long term finances	7	46,461	62,112
Liabilities against assets subject to finance lease	8	8,322	0
Long term deposits		1,167	1,167
Staff retirement benefits - gratuity		36,839	35,626
		92,789	98,905
CURRENT LIABILITIES			
Trade and other payables	9	787,289	464,294
Accrued mark-up		10,529	22,088
Short term finances	10	1,624,314	582,742
Current portion of long term finances		65,009	63,320
Taxation	11	21,474	10,480
		2,508,615	1,142,924
CONTINGENCIES AND COMMITMENTS	12	3,145,817	1,707,653

The annexed notes form an integral part of this condensed interim financial information.



Malik Adnan Hayat Noon
Chief Executive

AS AT DECEMBER 31, 2016

		Un-Audited 31 Dec., 2016	Audited 30 Sep., 2016
	Note	-- Rupees in 000 --	
ASSETS			
NON-CURRENT ASSETS			
Property, plant and equipment	13	999,070	999,582
Investment property		7,982	7,997
Loans and advances		432	432
Deposits		12,360	12,360
		1,019,844	1,020,371
CURRENT ASSETS			
Stores, spares and loose tools		75,091	68,158
Stock-in-trade	14	1,315,570	385,265
Trade debts - unsecured, considered good		1,602	74,253
Loans and advances		151,481	44,381
Deposits and prepayments		2,386	1,188
Other receivables		7,423	29,504
Income tax refundable, advance income tax and tax deducted at source		59,398	57,809
Cash and bank balances		513,022	26,724
		2,125,973	687,282
		3,145,817	1,707,653




K. Iqbal Talib
Chairman

CONDENSED INTERIM PROFIT AND LOSS ACCOUNT (UN-AUDITED)
FOR THE FIRST QUARTER ENDED 31 DECEMBER, 2016

	Note	For the First Quarter Ended	
		December 2016	December 2015
(Rupees in thousand)			
SALES - Net	15	1,246,595	473,045
COST OF SALES	16	1,097,817	466,598
GROSS PROFIT		<u>148,778</u>	<u>6,447</u>
DISTRIBUTION AND MARKETING COST		<u>8,688</u>	<u>3,274</u>
ADMINISTRATIVE EXPENSES		<u>29,564</u>	<u>25,169</u>
OTHER OPERATING EXPENSES		<u>17</u>	<u>177</u>
OTHER OPERATING INCOME		<u>(590)</u>	<u>(815)</u>
		<u>37,679</u>	<u>27,805</u>
PROFIT / (LOSS) FROM OPERATIONS		<u>111,099</u>	<u>(21,358)</u>
FINANCE COST		<u>21,516</u>	<u>13,380</u>
PROFIT / (LOSS) BEFORE TAXATION		<u>89,583</u>	<u>(34,738)</u>
TAXATION	11	<u>10,994</u>	<u>4,730</u>
PROFIT / (LOSS) AFTER TAXATION		<u>78,589</u>	<u>(39,468)</u>
OTHER COMPREHENSIVE INCOME		<u>0</u>	<u>0</u>
TOTAL COMPREHENSIVE INCOME / (LOSS) FOR THE PERIOD		<u><u>78,589</u></u>	<u><u>(39,468)</u></u>
-----Rupees-----			
EARNING / (LOSS) PER SHARE		<u><u>4.76</u></u>	<u><u>(2.39)</u></u>

The annexed notes form an integral part of this condensed interim financial information.



Malik Adnan Hayat Noon
Chief Executive




K. Iqbal Talib
Chairman

CONDENSED INTERIM CASH FLOW STATEMENT (UN-AUDITED)

FOR THE FIRST QUARTER ENDED 31 DECEMBER, 2016

	<u>For the first quarter ended</u>	
	<u>31 Dec.,</u>	<u>31 Dec.,</u>
	<u>2016</u>	<u>2015</u>
	(Rupees in thousand)	
CASH FLOW FROM OPERATING ACTIVITIES		
Profit / (Loss) for the period - before taxation	89,583	(34,738)
Adjustments for non-cash charges and other items:		
Depreciation on operating fixed assets and investment property	26,109	23,083
Staff retirement benefits - gratuity	1,550	1,737
Finance cost	21,516	13,380
CASH FLOW FROM OPERATING ACTIVITIES - Before working capital changes	138,758	3,462
(Increase) / decrease in current assets:		
Stores, spares and loose tools	(6,933)	24,908
Stock-in-trade	(930,305)	(693,826)
Trade debts	72,651	(6,539)
Loans and advances	(107,100)	(30,410)
Deposits and prepayments	(1,198)	(2,190)
Other receivables	22,081	(1,123)
Increase in trade and other payables	322,995	169,845
	(627,809)	(539,335)
CASH (OUT) FLOW FROM OPERATING ACTIVITIES - Before taxation	(489,051)	(535,873)
Income tax paid	(1,589)	(1,162)
Staff retirement benefits (gratuity) - paid	(337)	(954)
Deposits - net	0	(450)
CASH (OUT) FLOW FROM OPERATING ACTIVITIES - After taxation	(490,977)	(538,439)
CASH (OUT) FLOW FROM INVESTING ACTIVITIES		
Property, plant and equipment acquired	(25,582)	(43,626)
CASH FLOW FROM FINANCING ACTIVITIES		
Long term finances - net	(15,651)	(7,500)
Lease finance - net	10,011	-
Short term finances	1,041,572	556,886
Finance cost paid	(33,075)	(18,849)
NET CASH IN FLOW FROM FINANCING ACTIVITIES	1,002,857	530,537
NET INCREASE/(DECREASE) IN CASH AND CASH EQUIVALENTS	486,298	(51,528)
CASH AND CASH EQUIVALENTS - At beginning of the period	26,724	71,765
CASH AND CASH EQUIVALENTS - At end of the period	513,022	20,237

The annexed notes form an integral part of this condensed interim financial information.



Malik Adnan Hayat Noon
Chief Executive



K. Iqbal Talib
Chairman

CONDENSED INTERIM STATEMENT OF CHANGES IN EQUITY (UN-AUDITED) FOR THE FIRST QUARTER ENDED 31 DECEMBER, 2016


Share capital	Reserves			accumulated (loss)/profit	Total
	Capital	Revenue	Sub-total		
	Share premium account	General			

----- (Rupees in thousand) -----

Balance as at 01 October, 2015 <i>(Audited)</i>	165,175	119,217	430,000	549,217	(287,636)	426,756
Total comprehensive loss for the quarter						
Loss after taxation for the quarter ended 31 December, 2015	0	0	0	0	(39,468)	(39,468)
Balance as at 31 December, 2015 <i>(Un-Audited)</i>	165,175	119,217	430,000	549,217	(327,104)	387,288

Balance as at 01 October, 2016 <i>(Audited)</i>	165,175	119,217	130,000	249,217	51,432	465,824
Total comprehensive loss for the quarter						
Profit after taxation for the quarter ended 31 December, 2016	0	0	0	0	78,589	78,589
Balance as at 31 December, 2016 <i>(Un-Audited)</i>	165,175	119,217	130,000	249,217	130,021	544,413

The annexed notes form an integral part of this condensed interim financial information.



Malik Adnan Hayat Noon
Chief Executive



K. Iqbal Talib
Chairman

NOTES TO AND FORMING PART OF THE CONDENSED INTERIM FINANCIAL INFORMATION (UN-AUDITED)

FOR THE FIRST QUARTER ENDED 31 DECEMBER, 2016

1. LEGAL STATUS AND NATURE OF BUSINESS

Noon Sugar Mills Limited (the Company) was incorporated in the year 1964 as a Public Company and its shares are quoted on all the Stock Exchanges in Pakistan. It is principally engaged in production and sale of white sugar and spirit. The Company's Mills are located at Bhalwal, District Sargodha and its Head Office is at 4-Sarwar Road, Lahore Cantt., Lahore.

2. BASIS OF PREPARATION

This condensed interim financial information is un-audited and is being submitted to the members in accordance with section 245 of the Companies Ordinance, 1984. It has been prepared in accordance with the requirements of the International Accounting Standard 34 - 'Interim Financial Reporting' and provisions of and directives issued under the Companies Ordinance, 1984. In case where requirements differ, the provisions of or directives issued under the Companies Ordinance, 1984 have been followed. This condensed interim financial information does not include all the information required for annual financial statements and therefore, should be read in conjunction with the audited annual financial statements for the year ended September 30, 2016.

3. ACCOUNTING POLICIES

The accounting policies and methods of computation adopted for the preparation of this condensed interim financial information are the same as those applied in the preparation of preceding annual published financial statements of the Company for the year ended September 30, 2016.

4. AMENDMENTS TO PUBLISHED STANDARDS EFFECTIVE IN THE CURRENT PERIOD

Certain standards, amendments and interpretations to approved accounting standards are effective for accounting period beginning on October 01, 2016 but are considered not to be relevant or to have any significant effect on the Company's operations and are, therefore, not detailed in this condensed interim financial information.

5. SEASONALITY OF OPERATIONS

The Company is inter-alia, engaged in manufacturing of sugar for which the season begins in October / November and ends in March / April. Therefore, majority of expenses are incurred and production activities are undertaken in first half of the Company's financial year thus increasing volume of inventories and financing at the end of the first half.

6. PROVISIONS

Provisions in respect of taxation and retirement benefit obligations are estimated and these are subject to final adjustments in the annual audited financial statements.

		Un-audited	Audited
		Quarter ended	Year-ended
		31 December,	30 Sep.,
		2016	2016
	Note	-- Rupees in 000 --	
United Bank Ltd. (UBL) (Demand Finance)	7.1	52,500	60,000
Standard Chartered Bank Ltd. (SCB) (Term Finance)	7.2	<u>57,281</u>	<u>65,432</u>
		109,781	125,432
Less: current portion grouped under current liabilities		<u>63,320</u>	63,320
		<u>46,461</u>	<u>62,112</u>

7.1 The Company, during the financial year ended 30 September 2013, has arranged a demand finance facility of Rs.150 million from UBL. This finance facility carries mark-up at the rate of 3 month KIBOR+200 bps and is repayable in 20 equal quarterly instalments of Rs.7.500 million commencing from November 15, 2013. Effective mark-up rate charged by UBL, during the period, is 8.04% (September 2016: 8.05% to 8.60%) per annum. This finance facility is secured against first pari passu hypothecation charge of Rs.400 million on plant, machinery and equipments of the Company.

7.2 SCB, during the preceding financial year, transferred a balance of Rs 75 million from the utilized short term overdraft facility to a term finance facility. This finance facility carries mark-up at the rate of 3 month KIBOR+200 bps and is repayable in 9 quarterly installments commenced July 2016. Effective mark-up rate charged by the bank, during the current period, was 8.03% (September 2016: 8.07%) per annum. This finance facility is secured against first equitable mortgage charge of Rs 168 million on land and building of the company.

		Un-audited	Audited
		Quarter ended	Year-ended
		31 December,	30 Sep.,
		2016	2016
		(Rupees in thousand)	
Minimum lease payments		12,459	0
Less : Future finance cost		<u>2,448</u>	0
Present value of minimum lease payments		10,011	0
Less: current maturity shown under current liabilities		<u>1,689</u>	0
		<u>8,322</u>	<u>0</u>

Interest rates used as discounting factor ranges from 9.05% to 9.14% per annum (2015: Nil). Taxes, repairs, replacements and insurance costs are born by the lessee.

9. TRADE AND OTHER PAYABLES

Trade and other payables include trade creditors aggregating Rs. 378.433 million (30 September, 2016: Rs. 164.997 million).

10. SHORT TERM FINANCES - Secured

Short term finance facilities available from various commercial banks under mark-up arrangements aggregate to Rs.2.765 billion (September 2016: Rs. 1.545 billion). These finance facilities, during the current period, carried mark-up at the rates ranging from 3.00% to 8.25% (September 2016: 3.00% to 8.57%) per annum. Facilities available for opening letters of credit and guarantee aggregate to Rs. 78.792 million (September 2016: Rs.30.100 million) of which the amount aggregating Rs. 65.000 million (September 2016: Rs.15.127 million) remained unutilized at the balance sheet date. The aggregate finance facility are secured against charge over plant & machinery, pledge of refined sugar in bags, charge over current assets, equitable mortgage over land & building of the Company and lien over import & export documents. These facilities are expiring on various dates by March, 2017.

11. TAXATION

In view of available unused tax losses, provisions made during the current period represent minimum tax payable under section 113 and final tax deducted at source on realisation of foreign exchange proceeds under section 154, after adjusting tax credit available under section 65B, of the Income Tax Ordinance, 2001.

12. CONTINGENCIES AND COMMITMENTS

12.1 There has been no significant change in the status of contingencies as reported in the preceding published annual financial statements of the Company for the year ended 30 September, 2016.

12.2 Guarantee given to Sui Northern Gas Pipelines Ltd. by a commercial bank on behalf of the Company outstanding as at 31 December, 2016 was for Rs.10.392 million (30 September 2016: Rs.10.392 million).

13. PROPERTY, PLANT AND EQUIPMENT

		Un-audited Quarter ended 31 December, 2016	Audited Year-ended 30 Sep., 2016
	Note	- - Rupees in 000 - -	
Operating fixed assets	13.1	999,070	964,178
Capital work-in-progress - at cost		0	35,404
		<u>999,070</u>	<u>999,582</u>
13.1 Operating fixed assets			
Opening book value		964,178	906,036
Additions during the period:			
Buildings on freehold land		4,809	552
Plant and machinery		35,897	155,794
Electric installations and fittings		4,918	799
Office equipment		10	574
Vehicles		15,352	2,549
		60,986	160,268
Book value of assets disposed-off during the period / year		0	(47)
Depreciation charge for the period / year		(26,094)	(102,079)
Closing book value		<u>999,070</u>	<u>964,178</u>

	Un-audited Quarter ended 31 December, 2016	Audited Year-ended 30 Sep., 2016
14. STOCK-IN-TRADE		
-- Rupees in 000 --		
Raw materials - molasses	86,383	1,502
Work-in-process:		
- sugar	46,125	9,128
- molasses	12,593	812
Finished goods:	58,718	9,940
- sugar	1,084,664	356,747
- spirit	84,396	16,894
	1,169,060	373,641
Other stocks - (Fair Price Shop and Depot)	1,409	182
	<u>1,315,570</u>	<u>385,265</u>

15. Sales

	Sugar		Distillery		Total	
	---- Un-audited ----					
	Dec. 16	Dec. 15	Dec. 16	Dec. 15	Dec. 16	Dec. 15
	---- Rupees in 000 ----					
Gross Sales						
Local						
Sugar	1,339,642	488,538	50,057	25,853	1,389,699	514,391
Baggase	2,818	-	-	-	2,818	-
Molases	-	-	70	-	70	-
	1,342,460	488,538	50,127	25,853	1,392,587	514,391
Inter-segment	134,711	59,195	-	-	-	-
	1,477,171	547,733	50,127	25,853	1,392,587	514,391
Less: Sales Tax and Special Excise Duty	132,523	36,639	13,469	4,707	145,992	41,346
	<u>1,344,648</u>	511,094	<u>36,658</u>	21,146	<u>1,246,595</u>	473,045

16 Cost of Sales

Raw Material consumed (Note 15.1)	1,857,271	990,449	80,276	55,505	1,802,836	986,759
Salaries, wages and other benefits	32,139	29,233	8,639	8,470	40,778	37,703
Fuel and power	3,384	3,179	148	626	3,532	3,805
Packing material consumed	12,219	7,463	-	-	12,219	7,463
Chemical consumed	10,215	8,362	1,244	1,349	11,459	9,711
Repair and maintenance	38,199	31,651	1,371	3,110	39,570	34,761
Insurance	1,137	1,420	361	679	1,498	2,099
Printing & stationery	588	718	19	28	607	746
Rent, rate and taxes	107	101	36	34	143	135
Depreciation	20,405	17,905	3,781	4,093	24,186	21,998
Vehicle running & maintenance	1,920	1,624	179	238	2,099	1,862
Miscellaneous	2,864	2,007	222	501	3,086	2,508
	1,980,448	1,094,112	96,276	74,633	1,942,013	1,109,550
Work In Process						
Add:- Opening Stock	9,128	4,633	812	601	9,940	5,234
Less:- Closing Stocks	(53,943)	(44,492)	(4,774)	(4,503)	(58,717)	(48,995)
	(44,815)	(39,859)	(3,962)	(3,902)	(48,777)	(43,761)
Cost of goods produced	1,935,633	1,054,253	92,314	70,731	1,893,236	1,065,789
Finished Goods						
Add:- Opening Stock	356,747	327,532	16,894	8,441	373,641	335,973
Less:- closing	(1,084,664)	(868,639)	(84,396)	(66,525)	(1,169,060)	(935,164)
	(727,917)	(541,107)	(67,502)	(58,084)	(795,419)	(599,191)
	1,207,716	513,146	24,812	12,647	1,097,817	466,598

16.1 Inter-segment sales and purchases have been eliminated from the total figures.

17. SEGMENT INFORMATION

	Sugar		Distillery		Elimination of inter segment transactions		Total	
	Quarter ended 31 December,		Quarter ended 31 December,		Quarter ended 31 December,		Quarter ended 31 December,	
	2016	2015	2016	2015	2016	2015	2016	2015
Sales - net	1,344,648	511,094	36,658	21,146	(134,711)	(59,195)	1,246,595	473,045
Cost of sales	1,207,716	513,146	24,812	12,647	(134,711)	(59,195)	1,097,817	466,598
Gross profit	136,932	(2,052)	11,846	8,499	0	0	148,778	6,447
Distribution and marketing cost	3,453	786	5,235	2,488	0	0	8,688	3,274
Administrative expenses	25,364	21,784	4,200	3,385	0	0	29,564	25,169
	28,817	22,570	9,435	5,873	0	0	38,252	28,443
Segment results	108,115	(24,622)	2,411	2,626	0	0	110,526	(21,996)
Unallocatable income and expenses:								
Other operating expenses							(17)	(177)
Other operating income							590	815
Profit / (Loss) from operations							111,099	(21,358)
Finance cost							(21,516)	(13,380)
Taxation							(10,994)	(4,730)
Profit / (Loss) after taxation							78,589	(39,468)

18. TRANSACTIONS WITH RELATED PARTIES

The Company has related party relationship with its Associated Companies, employee benefit plans, its directors and key management personnel. Transactions with related parties are carried-out on arm's length basis.

- Sugarcane purchases include cane purchased from associated persons of directors amounting to Rs 1,384 thousands (31 December 2015: Rs. 1,552 thousand)

19. DATE OF AUTHORISATION FOR ISSUE


This condensed interim financial information was authorised for issue in the Board of Directors' meeting held on 30 January, 2017.

20. GENERAL

20.1 In order to comply with the requirements of IAS 34 'Interim Financial Reporting', the condensed interim balance sheet have been compared with the balances of annual audited financial statements of the preceding financial year, whereas, the condensed interim profit and loss account, condensed interim cash flow statement and condensed interim statement of changes in equity have been compared with the balances of comparable period of the immediately preceding financial year.

20.2 Corresponding figures have been re-arranged and re-classified, wherever necessary, for the purposes of comparison. However, no significant re-arrangement / re-classifications have been made in this condensed interim financial information.

20.3 Figures have been rounded off to the nearest thousand except stated otherwise.



Malik Adnan Hayat Noon
Chief Executive



K. Iqbal Talib
Chairman

مستقبل کا نقطہ نظر

چینی ڈویژن

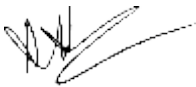
گنے کے حصول کی کامیاب حکمت عملی اور اس سال کی اچھی فصل اور انتظامیہ کے پیداواری صلاحیت کو زیادہ سے زیادہ کرنے کیلئے کرشنگ سیزن بروقت شروع کرنے کے فیصلے نے مثبت نتائج حاصل ہوئے ہیں۔ آپ کی مل اپنی پیداواری صلاحیت کا ۹۵ فی صد حاصل کرنے میں کامیاب رہی اور پچھلے سال کے مقابلے میں ۸۶ فی صد زیادہ گنا کرش کیا۔ اس کے علاوہ پچھلے سیزن کے چینی کے تھوڑے سے ذخیرہ و پنجاب اور سندھ میں چھڑی قیمتوں کی حصولی میں تفاوت کا خاتمہ اور وفاقی حکومت کی جانب سے ۲۲۵،۰۰۰ میٹرک ٹن چینی کی درآمد کے فیصلے نے چینی کے قیمتوں میں استحکام رکھا۔ اس لئے اگر یہی رجحان جاری رہا تو آپ کی کمپنی انشاء اللہ سال کے آخر میں اچھے پیداواری اور مالی نتائج دے گی۔

ڈسٹری ڈویژن

ہماری اپنی راب کی پیداوار کو بڑھانے کیلئے راب کی خریداری کی حکمت عملی احتیاط سے بنانی پڑے گی تاکہ ہماری حاصل کرنے کی لاگت کم رہے اور ہم زیادہ سے زیادہ پیداواری صلاحیت کو بروئے کار لائیں۔ تاہم راب کی قیمتیں اس عرصہ کے دوران کافی بڑھ گئی ہیں جو کہ انتھانول کی پیداواری لاگت میں اضافے کا سبب بنیں گی۔ انتھانول کی بین الاقوامی مارکیٹ میں قیمتیں بڑھ گئی ہیں۔ جس سے منافع برقرار رہے گا۔

اعتراف

بورڈ آف ڈائریکٹرز تمام حصص داران اور بینکرز کا ان کے اعتماد اور کمپنی سے تعاون کا شکریہ ادا ہے اور تمام ملازمین کا ان کی لگن و جدوجہد اور سخت محنت تہہ دل سے مشکور ہے۔



ملک عدنان حیات نون

چیف ایگزیکٹو

۳۰ جنوری ۲۰۱۷

ڈائریکٹران کی رپورٹ برائے حصص داران

شروع اللہ کے نام سے جو بڑا مہربان اور رحم والا ہے

آپ کی کمپنی کے ڈائریکٹران 31 دسمبر، 2016 کو ختم ہونے والی پہلی سہ ماہی کے غیر آڈٹڈ حسابات کا جائزہ پیش کرنے پر مسرت محسوس کرتے ہیں۔

مالیاتی نتائج

زیر نظر عرصہ کے دوران کمپنی کی قابل فروخت آمدن میں ۱۶۳۰.۵۲ فی صد اضافہ ہوا اور وہ پچھلے سال اسی سہ ماہی کے ۳۷۲ ملین روپے کے مقابلے میں ۱۴۲۶ ملین روپے رہی۔ کل منافع پچھلے سال کے ۶ ملین کے مقابلے میں ۱۴۸ ملین روپے رہا۔ منافع بعد از ٹیکس اس عرصہ کیلئے ۷۸ ملین روپے رہا جو کہ پچھلے دسمبر ۲۰۱۵ میں ۳۹ ملین روپے نقصان تھا۔ جس کے نتیجے میں فی حصص آمدنی ۴ روپے ۶ پیسے رہی جبکہ پچھلے سال کی اسی سہ ماہی میں فی حصص ۲ روپے ۳۹ پیسے نقصان ہوا تھا۔

آپریشنل نتائج

چینی کا ڈویژن

موجودہ کرٹنگ سیزن ۱۵ نومبر ۲۰۱۶ کو شروع ہوا۔ آپ کی مل نے ۴۰۱ و ۵۴۰ میٹرک ٹن گنا کرش کیا اور ۶۲۵ و ۳۷۵ میٹرک ٹن چینی پیدا کی اور ۴۷ دن کے آپریشن میں ۹.۵۷ فی صد کی اوسط سے چینی کی وصولی کی جبکہ پچھلے سال کی اسی سہ ماہی کے دوران ۸۶۵ و ۲۱۵ میٹرک ٹن گنا کرش کر کے ۴۲۰ و ۱۹ میٹرک ٹن چینی پیدا کی گئی تھی جو کہ ۳۲ دن کے آپریشن میں ۹.۲۸ فی صد وصولی بنتی ہے۔

ڈسٹری ڈویژن

ڈسٹری پلانٹ نے ۲۶۲ و ۹ میٹرک ٹن راب بنائی اور اس سے ۴۴ و ۲۶۹ ٹن لٹرز انتھانول پیدا کی جو کہ فی میٹرک ٹن راب کی ۲۴۵ لٹرز اوسط پیداوار بنتی ہے ۳۱ دن کے آپریشن میں۔ پچھلے سال کے اسی عرصہ کے دوران ۶۹۴ و ۶ میٹرک ٹن راب سے ۱۶۱ و ۵۸ لٹرز انتھانول کی پیداوار ۲۳ لٹرز کی پیداوار اوسط سے ۲۲ دن میں حاصل کی گئی تھی۔